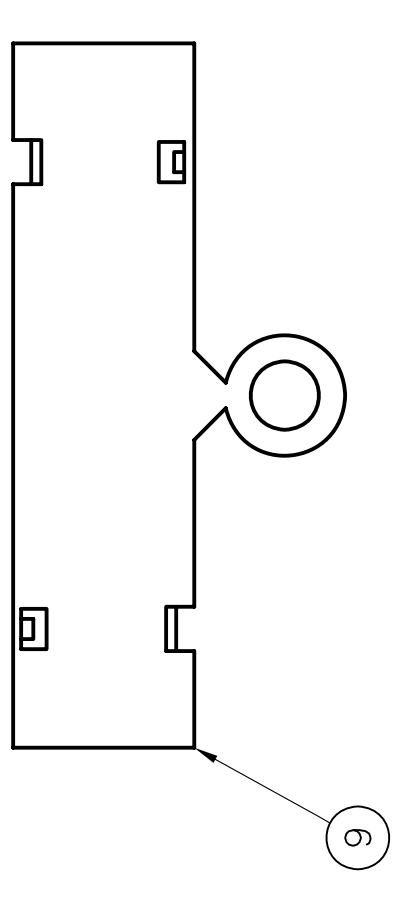
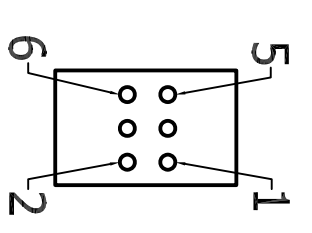
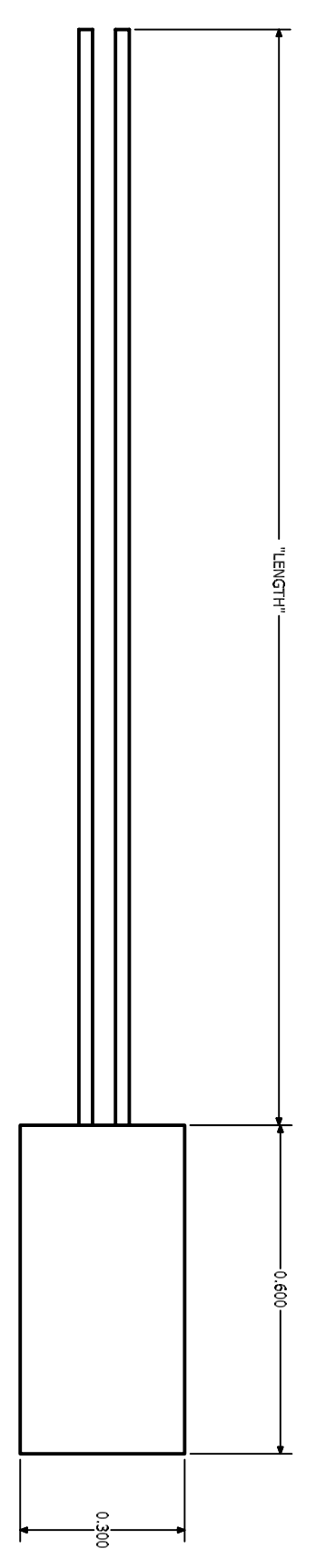

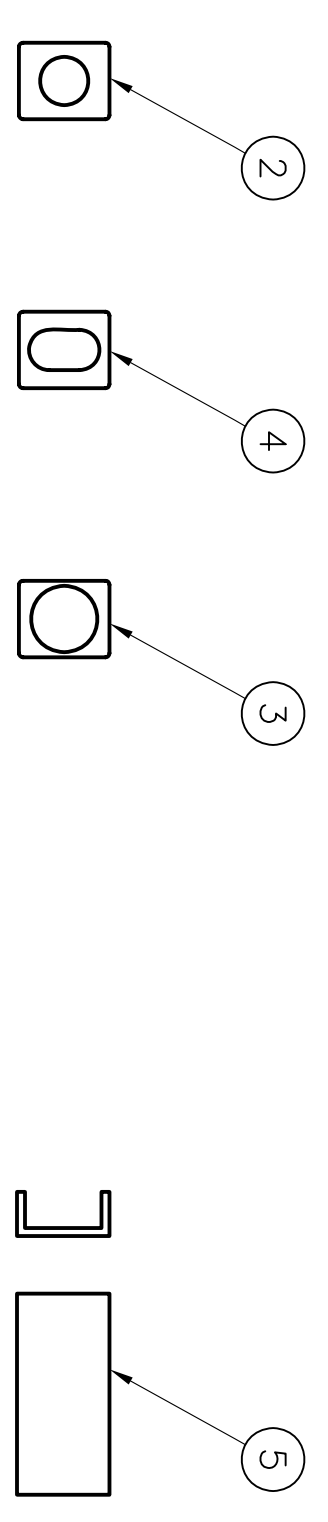


ITEM NO.	DESCRIPTION	QTY.
1	6 FIBER FURCATION ASSEMBLY	1
2	2.4mm JACKET HOLDING CLIP	1
3	3.0mm JACKET HOLDING CLIP	1
4	RIBBON JACKET HOLDING CLIP	1
5	BRASS JACKET CRIMP	1
6	FAN OUT KIT HOUSING	2
7	INSTRUCTION SHEET (NOT PICTURED)	1



FURCATION TUBE POSITION	TUBE COLOR
1	GREEN
2	WHITE
3	ORANGE
4	SLATE
5	BLUE
6	BROWN



- NOTES:
 1. SPECIFICATIONS SUBJECT TO CHANGE WITHOUT NOTICE.
 2. BUFFER TUBES ARE 900µm HYTREL.
 3. COMPATIBLE WITH 250µm BUFFERED FIBER.

REV.	ECN	DATE	INITIAL	RELEASE	CHG. BY	APPD BY
1	16453	9/27/10			CG	

Created on AUTOCAD

DIMENSIONING AND TOLERANCE PER ANSI Y14.5M-1982 UNLESS OTHERWISE SPECIFIED. DIMENSIONS ARE IN INCHES (MM). TOLERANCES
 .XX = ±.01 (.25)
 .XXX = ±.005 (.127)
 .XXXX = ±.0025 (.0635)
 ANGLE TOL. ±1°

IN ACCEPTING OUR DRAWINGS, BLUEPRINTS, OR SUPPORTING DOCUMENTATION FOR QUOTATION OR OTHER PURPOSES, YOU AGREE NOT TO DISCLOSE TO OTHERS THE IDEAS, INFORMATION, OR DESIGNS SHOWN HEREIN, AND THAT YOU WILL MAKE NO USE OF SAME WITHOUT PERMISSION

PROJECT REFERENCE: 2009-035
 MATERIAL: SEE NOTES

DRAWN BY: C. GRIBBLE 9/27/10
 CHECKED BY:
 APPROVED BY:

HUBBELL
 Hubbell Premise Wiring
 HUBBELL INCORPORATED (Delaware)
 14 Lord's Hill Road, Stonington, Connecticut 06378

TITLE: 6 FIBER FAN-OUT KIT
 900µm HYTREL TUBES, 36" FAN-OUT LENGTH

SIZE: C
 DRAWING NO.: HWS775273C
 SCALE: NTS SHEET 1 OF 1

REV. 1